



# Chargifi Wx



## Optimize your workspace for the best experience

To create the best workplace experience for your people, you first need to understand the way your spaces are currently used, and the needs of your employees.

We make it easy for workplace managers to manage workspaces through insights from trained and historic data, together with a real-time view of how spaces are being used. You can choose which insights to take action on to continuously deliver what your people need to do their best work.



### Optimized spaces

Daily reporting on bookings and occupancy to ensure spaces are always optimized



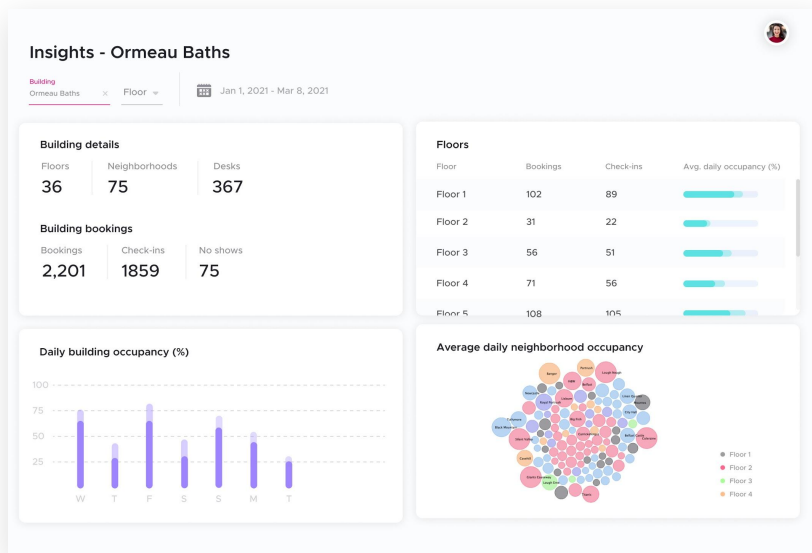
### Maximum availability

Hyperlocal check-in data to eliminate no-shows or early check-outs



### Improve satisfaction

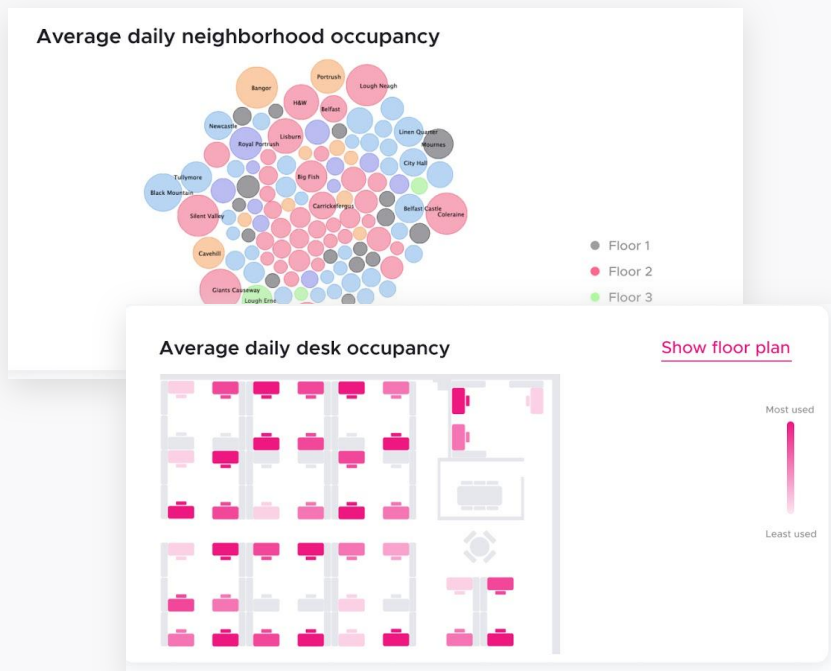
Validate employees' needs and know demand for spaces in advance for better planning



## Discover & Monitor

To optimize workspaces, you need an easy way to identify underutilized spaces, monitor usage trends and patterns.

Our Insights dashboard gives you an overview of occupancy across any building, floor, neighborhood or desk - for complete control and also to compare how spaces are being used by type and location.

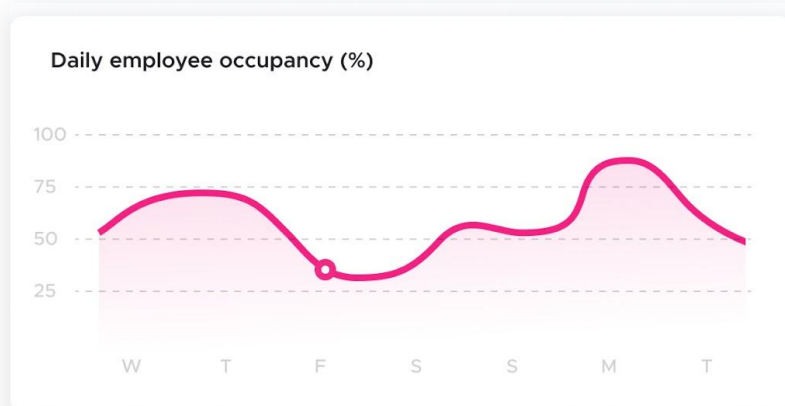


## Compare & Analyze

Select the data you need, whether you are comparing date range or specific floors or neighborhoods - our interactive dashboard allows you to filter the data you need:

- Future bookings
- Actual check-ins
- Wasted bookings (no-shows or early check-outs)

Daily reporting can be set up to keep a close eye on busy areas and allocate resources accordingly.



## Action!

Now you have analyzed how spaces are being used - it's time to answer some key questions and create a data-driven action plan to optimize or reconfigure your space.



## Typical insights ...

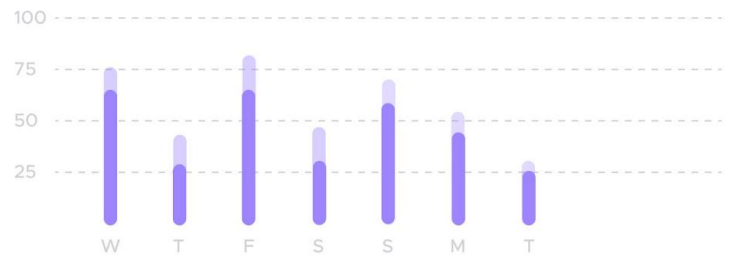
You have an office with 4 floors with 6 neighborhoods and 350 desks, your company is rapidly expanding and you want to understand how to best accommodate your growing team in the most efficient way.

## How are we doing with office capacity?

You're doing good.

Aligned with the building capacity policy you have set up (currently up to 100 people), the report shows that you're only reaching 70% capacity at max.

Daily building occupancy (%)



## Do we have enough workspaces to accommodate a growing team?

Floors	Bookings	Check-ins	Capacity Utilization
Floor 1	102	89	~87%
Floor 2	31	22	~22%
Floor 3	56	51	~91%
Floor 4	71	56	~79%
Floor 5	108	105	~97%

- Avg. capacity booked 72% (16:00:00)
- Avg. occupancy 70% (15:24:13)
- Avg. booked capacity wasted 2% (35:47)

Yes. The floor occupancy report shows that you have not reached max occupancy for all floors, with avg of 2% wasted bookings coming from no-shows or early check-outs.

Particularly with Floor 2, it is currently under-utilized with a 22% avg daily occupancy. You may consider reconfiguring with more collaborative spaces to drive people traffic over there.

## Which neighborhoods/desks are getting the most use?

Desks within the "Product" neighborhood - the desk occupancy floor plan is showing the most used desks in the darker shade.

You may want to consider expanding the area for product team in the coming months to avoid overcrowding.

Average daily desk occupancy

[Show floor plan](#)

